

An Overview of Data Reporting Templates for Certified Community Behavioral Health Clinic Quality Measures

Shweta Palakkode, MPH

Substance Abuse and Mental Health Services Administration
U.S. Department of Health and Human Services

March 14th, 2024



SAMHSA
Substance Abuse and Mental Health
Services Administration

Agenda

Intended Audience

Purpose of the Reporting
Template

Structure of the Reporting
Template

Additional Information
Sources

Intended Audience for this Webinar

1. Existing and prospective CCBHC Section 223
Demonstration state and clinic staff
2. CCBHC-Expansion (CCBHC-PDI and CCBHC-IA)
grant clinics and SAMHSA GPOs

Purpose of the Reporting Template



Purpose of Reporting Template

- Updated in 2024 to reflect quality measure updates
- The updated 2024 version of the CCBHC quality measures reporting template is used for states and clinics to report CCBHC quality measures data to SAMHSA.
- Users should use the template to report quality measures data starting with measurement year 2025, which starts on January 1, 2025.

Use for Section 223 Demonstration Program

Who: For the Section 223 Demonstration Program, CCBHCs report clinic-collected measures, using the reporting template, to their state. States, in turn, report all required measures to SAMHSA, which include the required state-collected measures and the clinic-collected measures.

Timing: For example: for MY 2025, clinics will report the templates with clinic-collected measures data to the state (per direction from the state) by September 30, 2026, and the state will report both the clinic-collected and the state-collected measures, to SAMHSA no later than December 31, 2026.

Method of submission: States will submit the reporting templates to SAMHSA via the CCBHCMeasuresSubmission@samhsa.hhs.gov mailbox. States will use separate templates for each clinic's quality measure results, including clinic-collected and state-collected measures for that clinic.

Note: MY=Measurement Year

Use for SAMHSA CCBHC-IA and CCBHC-PDI Grantees

Who: SAMHSA CCBHC-IA and CCBHC-PDI grantees report only required clinic-collected measures, using the template, to SAMHSA.

Timing: For example: for MY 2025, CCBHC-IAs and CCBHC-PDIs will report templates to SAMHSA no later than December 31, 2026. If the CCBHC is also part of the Section 223 Demonstration, the CCBHC should also adhere to the reporting requirements noted on the prior slide.

Method of submission: For grant reporting purposes, CCBHC-IAs and CCBHC-PDIs submit the reporting template via a mechanism currently being developed, which will be shared with clinics by the end of 2024.

Structure of the Reporting Template



Structure of Reporting Template Workbook

Front Matter

- Cover
- Instructions

Clinic-Collected Measures

- Clinic-Collected Required Cover
- Case Load Characteristics
- Templates for Required Clinic Measures
- Clinic-Collected Optional Cover
- Templates for Optional Clinic Measures

State-Collected Measures

- State-Collected Required Cover
- Templates for Required State Measures
- State-Collected Optional Cover
- Templates for Optional State Measures

Back Matter

- Roll-up Report
- Back Cover

Reporting Template Instructions

Instructions Address:

- Template purpose
- Template organization
- Data issues
- Required measure stratifications
- Optional measure stratifications
- Case Load Characteristics instructions
- Section-by-section instructions for each measure template

The screenshot shows a Microsoft Word document with the following content:

2 Quality Measures Data Reporting Instructions

These templates are intended for states and Behavioral Health Clinic (BHCs) to report the set of Behavioral Health Clinic (BHC) quality measures that were updated in 2023. Users are referred to the 2023 Technical Specifications Resource Manual for additional instructions regarding each measure as well as general instructions for the BHC measure set as a whole.

3

4

5

6

7 Organization:

The templates are divided into 4 sections: 1) Clinic-Collected Measures Required for the CCBHC Demonstration; 2) Clinic-Collected Measures Optional for the CCBHC Demonstration; 3) State-Collected Measures Required for the CCBHC Demonstration; and 4) State-Collected Measures Optional for the CCBHC Demonstration, followed by a roll-up sheet that automatically populates with the stratified measure results.

Each measure has a separate worksheet. Data or other information may only be entered in the gray cells within the reporting template. Responses in the gray cells may be open text or may require a specific format. Clicking on the gray cells will reveal instructions and, where applicable, drop down menus will populate. Alterations to cells that are not gray is not allowed.

10 Data Issues:

Although states may not be accustomed to reporting data for measures with small denominators, for the CCBHC Demonstration Program, data for all required measures must be reported. Measures with denominators less than 30 should be reported but should not be used for Quality Bonus Payments by states, nor should such results be publicly reported. Results of quality measures with denominators less than 30 will be considered in the national evaluation only after aggregation to the state level by the evaluator, provided the denominator for the state is not less than 30. Measures with small denominators still may provide useful information for internal use by CCBHCs and states for internal quality improvement. Similarly, CCBHC-IAs or CCBHC-PDIs that are not part of the CCBHC Demonstration Program in their state should report data for required measures regardless of denominator size but results will not be publicly reported.

11

12

13 Required Measure Stratifications:

When administrative claims or encounter data are used for reporting, those data should be complete and final at the submission deadline.

The document's navigation pane at the bottom shows the following tabs: Cover Page, Instructions (selected), Clinic-Collected Required, Case Load Characteristics, ASC, CDF-AD, CDF-CH, and DEP-REM-6. The status bar at the bottom indicates 'Ready' and 'Accessibility: Investigate'.

Cover Sheets

The screenshot shows a spreadsheet interface with the following content:

	A	B
1		
2	Clinic-Collected Measures Required for the CCBHC Demonstration Program	
3	State Name:	
4	BHC Name:	
5	BHC Identifier:	
6	End of Worksheet	

At the bottom of the spreadsheet, there is a navigation bar with the following tabs: Cover Page, Instructions, Clinic-Collected Required (highlighted in green), Case Load Characteristics, ASC, CDF-AD, and CDF.

- Reporting template includes four cover sheets
- Cover sheets are included before each required and optional set of reporting templates
- Requires State Name, CCBHC Name and Identifier

Case Load Characteristics



Case Load Characteristics Worksheet: Basics

Completed by Section 223 Demonstration
CCBHCs

Categories:

- Age
- Sex
- Gender Identity (optional)
- Ethnicity
- Race
- Insurance Status
- Veteran or Military Status
- Total Clinic Population

Note: Data entry instructions present on all grey boxes when you click on them.

	A	B	C
2	Case Load Characteristics		
3	Characteristic	Number	Percent
4	Age		
5	0-11 years		
6	12-17 years		
7	18-64 years		
8	65+ years		
9	Sex		
10	Male		

Case Load Characteristics: Age

Age Categories:

- 0-11 years
- 12-17 years
- 18-64 years
- 65+ years

Total clinic population required at bottom for category percents to calculate

Please use the Age at the time of the first visit during the measurement year.

Total Case Load at Bottom of Worksheet

Characteristic	Number	Percent
Age		
0-11 years	50	2.0%
12-17 years	100	4.1%
18-64 years	2000	81.6%
65+ years	300	12.2%
Sex		
Male		
Female		
Other		
Don't know		
Prefer not to state		
Gender Identity (optional)		

← Case Load by Age

Characteristic	Number	Percent
Medicaid (not Dually-Eligible)		
CHIP		
Medicare (not Dually-Eligible)		
Medicare and Medicaid Dually-Eligible		
VHA/TRICARE		
Commercially insured		
Uninsured		
Other		
Veteran or Military Status		
Active Duty Military		
Prior Military Service/Veteran		
Neither		
Total Clinic Population	2450	100.0%
End of Worksheet		

Case Load Characteristics: Sex

Sex Categories:

- Male
- Female
- Other
- Don't know
- Prefer not to state

	A	B	C
9	Sex		
10	Male	1250	51.0%
11	Female		
12	Other		
13	Don't know		
14	Prefer not to state		
15	Gender Identity (optional)		

← Case Load by Sex

Sex is sex assigned at birth.

Categories for Sex use the Modified National Academies of Science, Engineering, and Medicine (NASEM) Standards.

Total Case Load at Bottom of Worksheet →

	A	B	C
36	Medicaid (not Dually-Eligible)		
37	CHIP		
38	Medicare (not Dually-Eligible)		
39	Medicare and Medicaid Dually-Eligible		
40	VHA/TRICARE		
41	Commercially insured		
42	Uninsured		
43	Other		
44	Veteran or Military Status		
45	Active Duty Military		
46	Prior Military Service/Veteran		
47	Neither		
48	Total Clinic Population	2450	100.0%
49	End of Worksheet		

Case Load Characteristics: Gender Identity

Gender Identity Categories:

- Female
- Male
- Transgender female
- Transgender male
- Don't know
- Prefer not to state

Collection of Gender Identity is optional, as determined by the state.

Categories for Gender Identity use the Modified National Academies of Science, Engineering, and Medicine (NASEM) Standards.

	A	B	C
15	Gender Identity (optional)		
16	Female		
17	Male		
18	Transgender female		
19	Transgender male		
20	I use a different term		
21	Don't know		
22	Prefer not to state		

Case Load by Gender Identity

Total Case Load at Bottom of Worksheet

	A	B	C
36	Medicaid (not Dually-Eligible)		
37	CHIP		
38	Medicare (not Dually-Eligible)		
39	Medicare and Medicaid Dually-Eligible		
40	VHA/TRICARE		
41	Commercially insured		
42	Uninsured		
43	Other		
44	Veteran or Military Status		
45	Active Duty Military		
46	Prior Military Service/Veteran		
47	Neither		
48	Total Clinic Population	2450	100.0%
49	End of Worksheet		

Case Load Characteristics: Ethnicity

Ethnicity Categories:

- Not Hispanic or Latino
- Hispanic or Latino
- Unknown

If the client or caregiver does not know the ethnicity or chooses not to respond, the client should be included in the Unknown category.

Transgender male		
I use a different term		
Don't know		
Prefer not to state		
Ethnicity		
Not Hispanic or Latino		
Hispanic or Latino		
Unknown		
Race		
White		
Black or African American		
American Indian or Alaskan Native		
Asian		
Native Hawaiian or Other Pacific Islander		
More than one Race		
Unknown		
Insurance Status		
Medicaid (not Dually-Eligible)		
CHIP		

← Case Load by Ethnicity

Total Case Load at Bottom of Worksheet →

	A	B	C
36 Medicaid (not Dually-Eligible)			
37 CHIP			
38 Medicare (not Dually-Eligible)			
39 Medicare and Medicaid Dually-Eligible			
40 VHA/TRICARE			
41 Commercially insured			
42 Uninsured			
43 Other			
44 Veteran or Military Status			
45 Active Duty Military			
46 Prior Military Service/Veteran			
47 Neither			
48 Total Clinic Population		2450	100.0%
49 End of Worksheet			

Case Load Characteristics: Race

Race Categories:

- White
- Black or African American
- American Indian or Alaskan Native
- Asian
- Native Hawaiian or Other Pacific Islander
- More than one Race
- Unknown

If the client or caregiver does not know the race or chooses not to respond, the client should be included in the Unknown category.

	A	B	C
26	Unknown		
27	Race		
28	White		
29	Black or African American		
30	American Indian or Alaskan Native		
31	Asian		
32	Native Hawaiian or Other Pacific Islander		
33	More than one Race		
34	Unknown	100	4.1%
35	Insurance Status		

Total Case Load at Bottom of Worksheet

← Case Load by Race

	A	B	C
36	Medicaid (not Dually-Eligible)		
37	CHIP		
38	Medicare (not Dually-Eligible)		
39	Medicare and Medicaid Dually-Eligible		
40	VHA/TRICARE		
41	Commercially insured		
42	Uninsured		
43	Other		
44	Veteran or Military Status		
45	Active Duty Military		
46	Prior Military Service/Veteran		
47	Neither		
48	Total Clinic Population	2450	100.0%
49	End of Worksheet		

Case Load Characteristics: Insurance Status

Insurance Status

Categories:

- Medicaid (not Dually-Eligible)
- CHIP
- Medicare (not Dually-Eligible)
- Medicare and Medicaid Dually-Eligible
- VHA/TRICARE
- Commercially insured
- Uninsured
- Other

Please use payer status at the first CCBHC visit of the measurement year.

	A	B	C
35	Insurance Status		
36	Medicaid (not Dually-Eligible)		
37	CHIP		
38	Medicare (not Dually-Eligible)		
39	Medicare and Medicaid Dually-Eligible		
40	VHA/TRICARE		
41	Commercially insured		
42	Uninsured		
43	Other		
44	Veteran or Military Status		

← Case Load by Insurance Status

Total Case Load at Bottom of Worksheet →

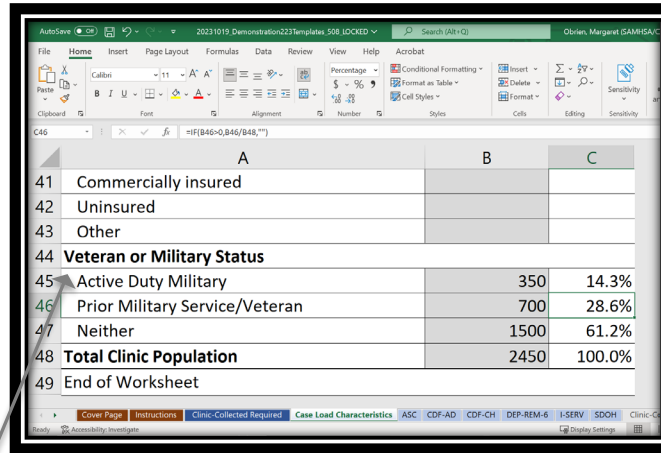
	A	B	C
36	Medicaid (not Dually-Eligible)		
37	CHIP		
38	Medicare (not Dually-Eligible)		
39	Medicare and Medicaid Dually-Eligible		
40	VHA/TRICARE		
41	Commercially insured		
42	Uninsured		
43	Other		
44	Veteran or Military Status		
45	Active Duty Military		
46	Prior Military Service/Veteran		
47	Neither		
48	Total Clinic Population	2450	100.0%
49	End of Worksheet		

Case Load Characteristics: Veteran or Military Status

Veteran or Military Status Categories:

- Active-Duty Military
- Prior Military Service/Veteran
- Neither

Note: For the Veteran row, there is no requirement to report on discharge status or eligibility for VA services. All individuals discharged from the military are counted as veterans

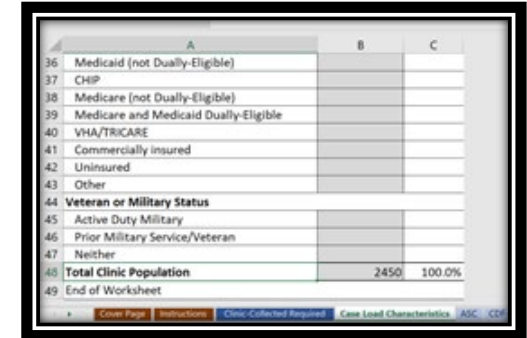


The screenshot shows an Excel spreadsheet with the following data:

	A	B	C
41	Commercially insured		
42	Uninsured		
43	Other		
44	Veteran or Military Status		
45	Active Duty Military	350	14.3%
46	Prior Military Service/Veteran	700	28.6%
47	Neither	1500	61.2%
48	Total Clinic Population	2450	100.0%
49	End of Worksheet		

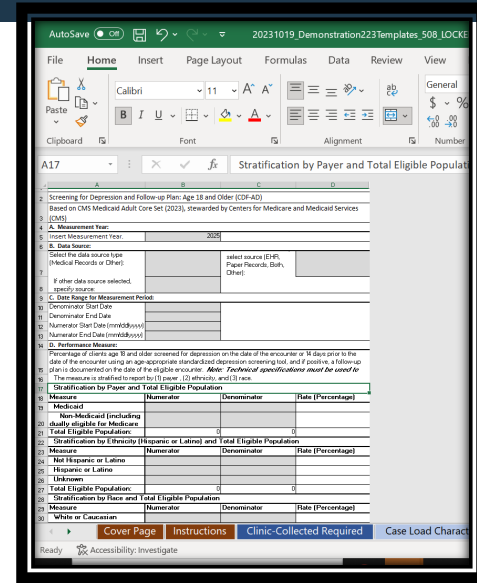
Case Load by Veteran or Military Status

Total Case Load at Bottom of Worksheet



The screenshot shows an Excel spreadsheet with the following data:

	A	B	C
36	Medicaid (not Dually-Eligible)		
37	CHIP		
38	Medicare (not Dually-Eligible)		
39	Medicare and Medicaid Dually-Eligible		
40	VHA/TRICARE		
41	Commercially insured		
42	Uninsured		
43	Other		
44	Veteran or Military Status		
45	Active Duty Military		
46	Prior Military Service/Veteran		
47	Neither		
48	Total Clinic Population	2450	100.0%
49	End of Worksheet		



Other Components within CCBHC Reporting Template

Template Components: A-C

Measure Title

Measure Source

- A. **Measurement Year:** Enter in grey cell
- B. **Data Source:** In this example, the expected source is medical records. Use drop down (shown) to select. If other, specify in row below. If medical records, use drop down in column D to select type (e.g., EHR).
- C. **Date Range for Measurement Period:** Enter start and end dates for data used for denominator and numerator in correct row.

Note: Data validation constraints will limit what can be entered.

	A	B	C	D
2	Screening for Depression and Follow-up Plan: Age 18 and Older (CDF-AD)			
3	Based on CMS Medicaid Adult Core Set (2023), stewarded by Centers for Medicare and Medicaid Services (CMS)			
4	A. Measurement Year:			
5	Insert Measurement Year.			2025
6	B. Data Source:			
7	Select the data source type (Medical Records or Other):			
8	If other data source selected, specify source:			If medical records data, select source (EHR, Paper Records, Both, Other):
9	C. Date Range for Measurement Period:			
10	Denominator Start Date (mm/dd/yyyy)			
11	Denominator End Date (mm/dd/yyyy)			
12	Numerator Start Date (mm/dd/yyyy)			
13	Numerator End Date (mm/dd/yyyy)			

Template Component D: First Four Sections

SUBMEASURE 3: ALL CLIENTS WHO WERE SCREENED FOR UNHEALTHY ALCOHOL USE AND, IF IDENTIFIED AS AN UNHEALTHY ALCOHOL USER, RECEIVED BRIEF COUNSELING, OR WERE NOT IDENTIFIED AS AN UNHEALTHY ALCOHOL USER (Submeasure 3 is optional unless providers were reporting ASC as part of MIPS before 2017.)
 The measure is stratified to report by (1) payer, (2) ethnicity, and (3) race.

Stratification by Payer and Total Eligible Population

Measure	Numerator	Denominator	Rate (Percentage)
Medicaid			
Non-Medicaid (including dually eligible for Medicare and Medicaid)			
Total Eligible Population:		0	0

Stratification by Ethnicity (Hispanic or Latino) and Total Eligible Population

Measure	Numerator	Denominator	Rate (Percentage)
Not Hispanic or Latino			
Hispanic or Latino			
Unknown			
Total Eligible Population:		0	0

1



2

D. Performance Measure

1. Measure description
2. Rates stratified by payer and total eligible population

3. Rates stratified by ethnicity and total eligible population
4. Rates stratified by race and total eligible population



3

Stratification by Ethnicity (Hispanic or Latino) and Total Eligible Population

Measure	Numerator	Denominator	Rate (Percentage)
Not Hispanic or Latino			
Hispanic or Latino			
Unknown			
Total Eligible Population:		0	0

Stratification by Race and Total Eligible Population

Measure	Numerator	Denominator	Rate (Percentage)
White or Caucasian			
Black or African American			
American Indian or Alaska Native			
Asian			
Native Hawaiian or Other Pacific Islander			
More than one race			
Unknown			
Total Eligible Population:		0	0

4

Note: Please refer to 2024 quality measures technical specifications on how to report data based on stratifications

Template Components: E and F

E. Adherence to Measure Specifications



F. Additional Notes



The screenshot shows an Excel spreadsheet with the following content:

	A	B	C	D
32	American Indian or Alaska Native			
33	Asian			
34	Native Hawaiian or Other Pacific Islander			
35	More than one race			
36	Unknown			
37	Total Eligible Population:	0	0	
38	E. Adherence to Measure Specifications:			
39	Did you deviate from the measure specification in any way?		If Yes, the measure differs: Explain how your approach differed and why.	
40	Does this denominator represent your total measure eligible population as defined by the Technical Specifications for this measure?	Please use the drop down menu to answer this question.	No, the denominator doesn't represent your total eligible population, explain which populations are excluded and why:	
41	F. Additional Notes:			
42				
43	End of Worksheet			

The Excel ribbon is visible at the top, showing the Home tab with options for Clipboard, Font, Alignment, Number, Styles, and Cells. The status bar at the bottom indicates the current sheet is 'CDF-AD' and the workbook is '20231019_Demonstration223Templates_508_LOCKED'.

Rollup Report

- Automatically generates data from quality measures worksheets
- Used for CCBHCs and states to easily view data for quality measure results in one location

68	Native Hawaiian or Other Pacific Islander	0	0	
69	More than one race	0	0	
70	Unknown	0	0	
71	Total Eligible Population:	0	0	
72				
73	Screening for Depression and Follow-up Plan: Age 18 and Older (CDF-AD)			
74	Stratification by Payer and Total Eligible Population			
75	Measure	Numerator	Denominator	Rate (Percentage)
76	Medicaid	689	800	86.1%
77	Non-Medicaid (including dually eligible for Medicare and Medicaid)	445	600	74.2%
78	Total Eligible Population:	1134	1400	81.0%
79	Stratification by Ethnicity (Hispanic or Latino) and Total Eligible Population			
80	Measure	Numerator	Denominator	Rate (Percentage)
81	Not Hispanic or Latino	0	0	
82	Hispanic or Latino	0	0	
83	Unknown	0	0	
84	Total Eligible Population:	0	0	
85	Stratification by Race and Total Eligible Population			

Where to Get Information on the Templates



Reporting template can be found in SAMHSA's CCBHC website

[Quality Measures Guidance and Webinar Series | SAMHSA](#)



Template instructions, which is the second worksheet in the reporting template workbook



On each measure template, data entry guidance is provided when clicked on grey cells in the templates



Technical Specifications and Resource Manual > Section II > Reporting and Submission of Measures > Data-reporting templates. Manual also includes detailed measure specifications



Direct questions to [CCBHCMeasuresSubmission@samhsa.hhs.gov](#)

Copyright and Licensure Information

License Agreements and Acknowledgements

Use of the Quality Measures for Behavioral Health Clinics (BHC) Technical Specifications and Resource Manual indicates acceptance of the following license agreements, arranged by source measure steward:

- A. Centers for Medicare and Medicaid Services (CMS) Medicaid Adult Core Set or the Medicaid Child Core Set: see Manual, pp. 2-4 (excluding NCQA-stewarded measures).
- B. Centers for Medicare and Medicaid Services (CMS) Non-Medicaid Core Set Measure: see Manual, p. 4 (excluding NCQA-stewarded measures).
- C. Mathematica Inc. Electronic Quality Measures: see Manual, pp. 4-5.
- D. Minnesota Community Measurement Measure: see Manual, p. 5.
- E. National Committee for Quality Assurance (NCQA): see Manual, pp. 5-7 AND the following two slides.

NCQA Copyright Notice and Disclaimer (page 1 of 2)

The below Copyright Notice and Disclaimer must be displayed once on each (i) web page and (ii) in each printed Model document or related publication that displays the (a) Licensed Measure Specifications or (b) results/rates from the Licensed Measure Specifications.

NCQA Copyright Notice and Disclaimer

The HEDIS® [The Healthcare Effectiveness Data and Information Set (HEDIS®) is a registered trademark of NCQA.] measures and specifications were developed by and are owned by NCQA. The HEDIS measures and specifications are not clinical guidelines and do not establish a standard of medical care. NCQA makes no representations, warranties, or endorsement about the quality of any organization or physician that uses or reports performance measures and NCQA has no liability to anyone who relies on such measures and specifications. NCQA holds a copyright in these materials and can rescind or alter these materials at any time. These materials may not be modified by anyone other than NCQA. Use of the *Rules for Allowable Adjustments of HEDIS* to make permitted adjustments of the materials does not constitute a modification. Any commercial use and/or internal or external reproduction, distribution and publication must be approved by NCQA and are subject to a license at the discretion of NCQA. Except as otherwise permitted by NCQA, any use of the materials to identify records or calculate measure results requires a custom license and may necessitate certification pursuant to NCQA's Measure Certification Program. Reprinted with permission by NCQA. © [2024] NCQA, all rights reserved.

Limited proprietary coding is contained in the measure specifications for convenience. NCQA disclaims all liability for use or accuracy of any third-party code values contained in the specifications.

CPT Copyright [2024] American Medical Association. All rights reserved. CPT® is a registered trademark of the American Medical Association. Applicable FARS/DFARS Restrictions Apply to Government Use. Fee schedules, relative value units, conversion factors and/or related components are not assigned by the AMA, are not part of CPT, and the AMA is not recommending their use. The AMA does not directly or indirectly practice medicine or dispense medical services. The AMA assumes no liability for data contained or not contained herein.

The CDC Race and Ethnicity code system was developed by the U.S. Centers for Disease Control and Prevention (CDC). NCQA's use of the code system does not imply endorsement by the CDC of NCQA, or its products or services. The code system is otherwise available on the CDC website for no charge.
(continued next slide)

NCQA Copyright Notice and Disclaimer (page 2 of 2)

Certain NullFlavor codes are owned and copyrighted by Health Level Seven International (HL7); [2024].

The American Hospital Association holds a copyright to the Uniform Billing Codes (“UB”) contained in the measure specifications. The UB Codes in the HEDIS specifications are included with the permission of the AHA. All uses of the UB Codes may require a license from the AHA. Specifically, anyone desiring to use the UB Codes in a commercial product to generate HEDIS results, or for any other commercial use, must obtain a commercial use license directly from the AHA. To inquire about licensing, contact ub04@aha.org.

Health Care Provider Taxonomy Code Set codes copyright [2024] AMA. The codes are published in cooperation with the National Uniform Claim Committee (NUCC) by the AMAS. Applicable FARS/DFARS restrictions apply.

The below Measure Certification Disclaimer must be displayed once on each (i) web page and (ii) in each printed Model document or related publication that displays results/rates from the Licensed Measure Specifications.

NCQA Measure Certification Disclaimer

Unadjusted Uncertified Measures: A calculated measure result (a “rate”) from a HEDIS measure that has not been certified via NCQA’s Measure Certification Program and is based on unadjusted HEDIS specifications may not be called a “Health Plan HEDIS rate” until it is audited and designated reportable by an NCQA-Certified HEDIS Compliance Auditor. Until such time, such measure rates shall be designated or referred to as “Uncertified, Unaudited Health Plan HEDIS Rates.”

Adjusted Uncertified Measures: A calculated measure result (a “rate”) from a HEDIS measure that has not been certified via NCQA’s Measure Certification Program, and is based on adjusted HEDIS specifications, may not be called an “Adjusted HEDIS rate” until it is audited and designated reportable by an NCQA-Certified HEDIS Compliance Auditor. Until such time, such measure rates shall be designated or referred to as “Adjusted, Uncertified, Unaudited HEDIS Rates.”

Thank You

SAMHSA's mission is to lead public health and service delivery efforts that promote mental health, prevent substance misuse, and provide treatments and supports to foster recovery while ensuring equitable access and better outcomes.

Direct **Quality Measure** Questions to:

CCBHCMasuresSubmission@samhsa.hhs.gov

www.samhsa.gov

1-877-SAMHSA-7 (1-877-726-4727) • 1-800-487-4889 (TDD)