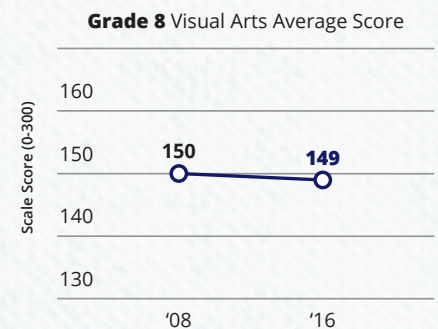
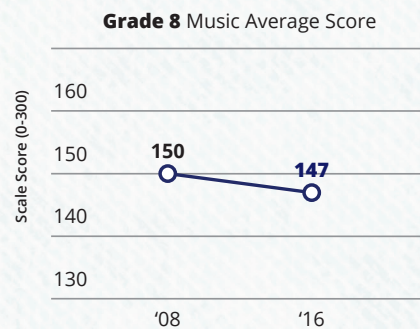


The National Assessment of Educational Progress (NAEP) arts assessment is the only national assessment for the arts. In 2016, about 8,800 eighth-graders attending public and private schools across the nation responded to and critiqued existing works of music and visual arts and created their own original artwork. In addition, students and school administrators responded to survey questionnaires that look at students' participation in and access to the arts.


1 Student Performance Stayed Steady Overall

Average scores in music and visual arts for eighth-graders were not significantly different from 2008.



8th-grade Music and Art Class Enrollment Unchanged

In 2016, 63 percent of eighth-graders reported taking a music class in school and 42 percent reported taking a visual arts course in school, which were not significantly different from 2008.



3

Some Declines in Arts Engagement Outside of School

Percentage of eighth-grade students assessed in NAEP music who reported playing a musical instrument on their own

The percentages of eighth-grade students who reported engaging in some music or visual arts activities outside of school declined compared to 2008.

* Significantly different ($p < .05$) from 2016.

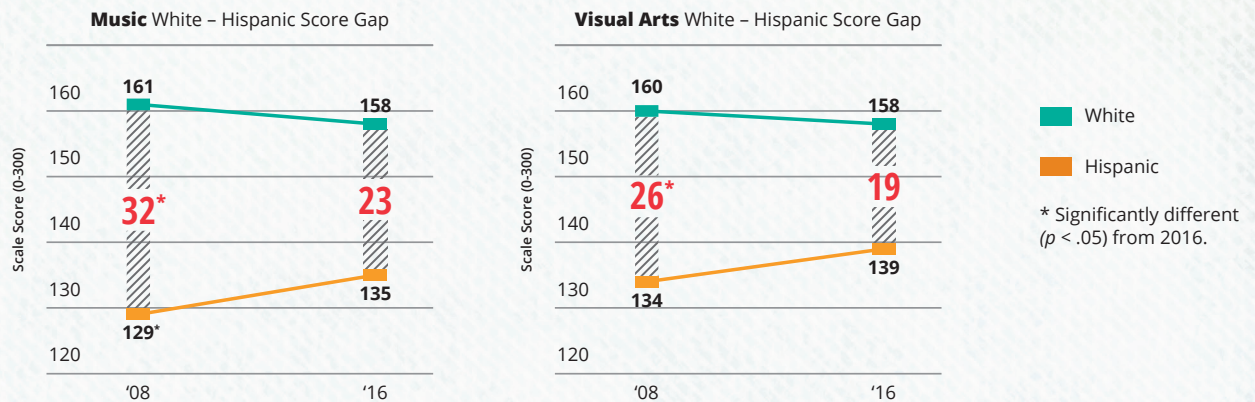


Percentage of eighth-grade students assessed in NAEP visual arts who reported making artwork on their own



4

White - Hispanic Score Gap Decreased



5

Regional Differences Reported Across the United States

Students in the **Northeast** outperformed their peers from other regions in **visual arts**.

A higher percentage of students in the **Northeast** reported taking a **visual arts course** than students in other regions.

